

Technical data

Pump name 2CDX 120/40

Customer	Date 23-June-2020	Company
Contact	Item no.	Issued by
Phone	Project	Phone
E-mail	Project ID	E-mail

Requested data

1	Pump type	CENTRIFUGAL PUMPS	Fluid	Water, clean
2	Number of pumps / Reserve	1 / 0	Liquid temperature	K 293
3	Flow	m ³ /h 0	Kin. viscosity	mm ² /s 1
4	Head	m 0	Vapour pressure	kPa 2.2
5	Geodetic head	m 0	PH value	7
6	Inlet pressure (pin)	kPa 10	Density	kg/m ³ 1000
7	Available system NPSH	0	Solids	Weight % 0
8	Ambient temperature	K 290		

Pump

9	Pump name	2CDX 120/40	Frequency	Hz 50
10	Design	CENTRIFUGAL PUMPS	Installation type	STANDARD
11	Manufacturer	EPE	Impeller	Max. mm -
12	Speed	1/min 2800	Diameter	Designed mm 176(No.1) / 157(No.1)
13	No. of Stage	2		Min. mm -
14	Connection Suction side	UNI ISO 228-1	Flow	Operating m ³ /h
15	Connection Discharge side	UNI ISO 228-1		Max- m ³ /h 9
16	Max Working Pressure	kPa 800		Min- m ³ /h 2.4
17	Shut-off head	kPa 700.21	Head	Operating m
18	Total weight	kg See the table of "Dimensions".		- (Qmax.) m 52.0
19	Shaft power	kW		- (Qmin.) m 68.5
20			Max. Shaft Power at max. impeller	kW 2.70
21	Required pump NPSH	m	Efficiency	%

Materials

22	Impeller	AISI 304		
23	Casing	AISI 304		
24	Shaft	AISI 304		
25				
26				
27				

Motor

28	Manufacturer	EPE Standard	Insulation class	F
29	Type	TEFC_2CDX 120/40_230_Three Phase	Phases	3~
30	Specific design	IE3 / 50 Hz / Pole pairs 1	Frame size	
31	Rated power	kW 3	Weight	kg 0
32	Number of poles	2	Electric voltage	V 230
33	Speed	1/min 2800	Electric current	A 11.1
34	Degree of protection	IP 55		
35				

Remarks

Performance curve

Pump name 2CDX 120/40

Customer	Date 23-June-2020	Company
Contact	Item no.	Issued by
Phone	Project	Phone
E-mail	Project ID	E-mail

Requested data

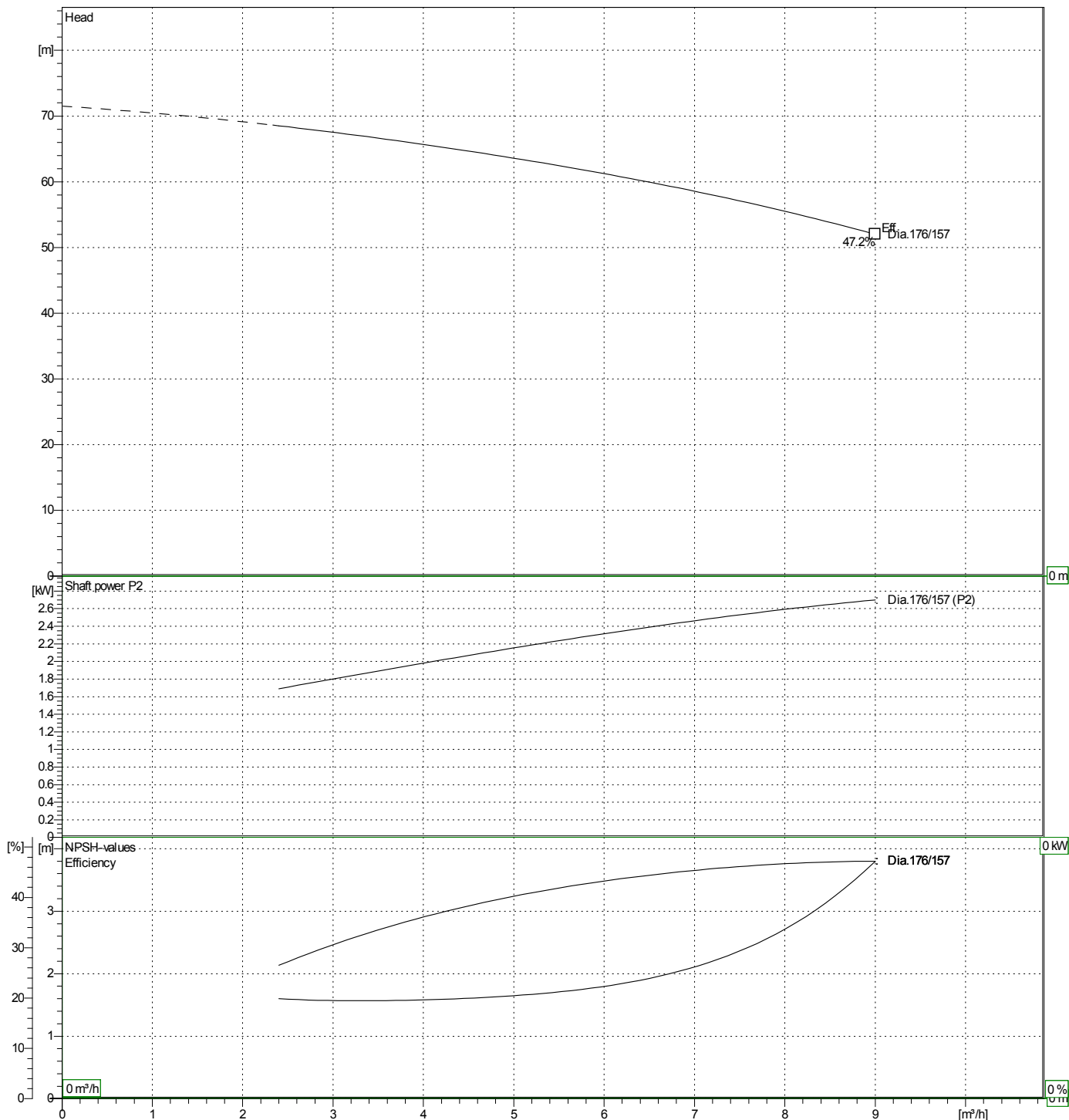
1	Flow	m ³ /h	0
2	Head	m	0
3	Geodetic head	m	0

Pump

Operating Flow	m ³ /h	Impeller Diameter Designedmm	176(No.1) / 157(No.1)
Operating Head	m	Frequency	Hz 50
		Speed	1/min

Test standard: ISO 9906:2012 - Grade3B

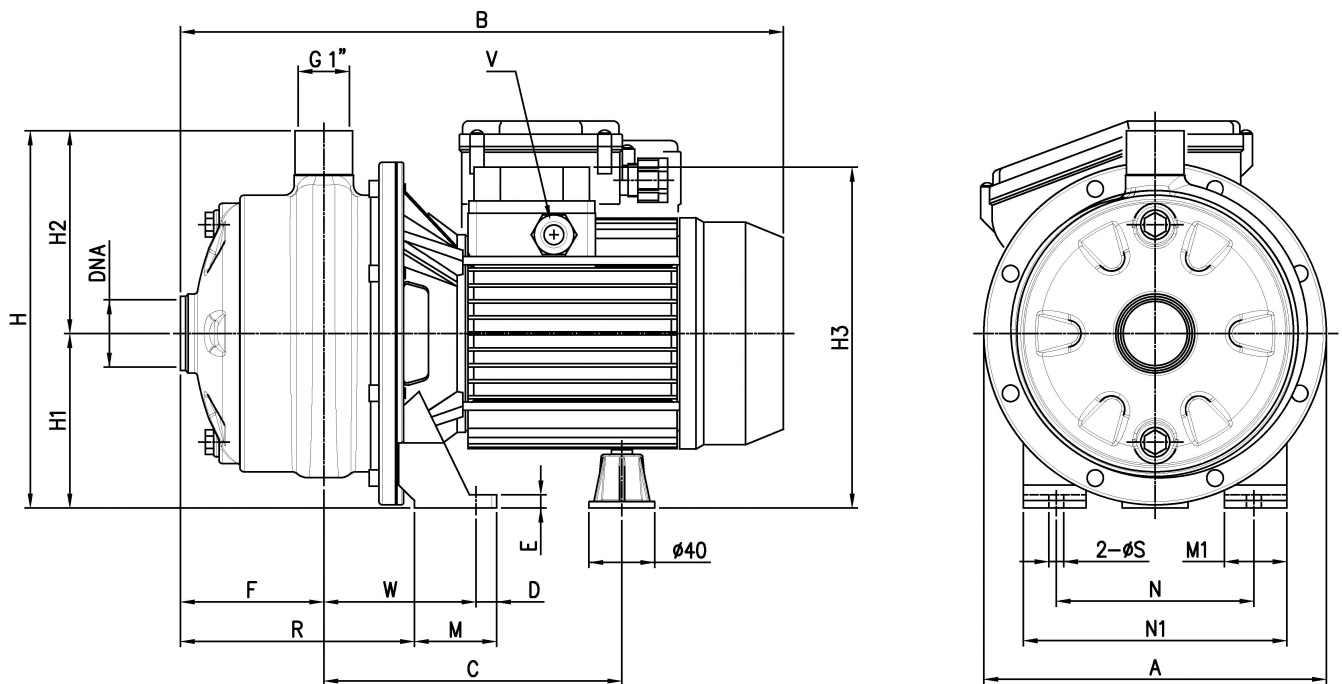
Water, clean [100%]; 293K; 998.3kg/m³; 1mm²/s



Dimensions

Pump name 2CDX 120/40

Customer	Date 23-June-2020	Company
Contact	Item no.	Issued by
Phone	Project	Phone
E-mail	Project ID	E-mail

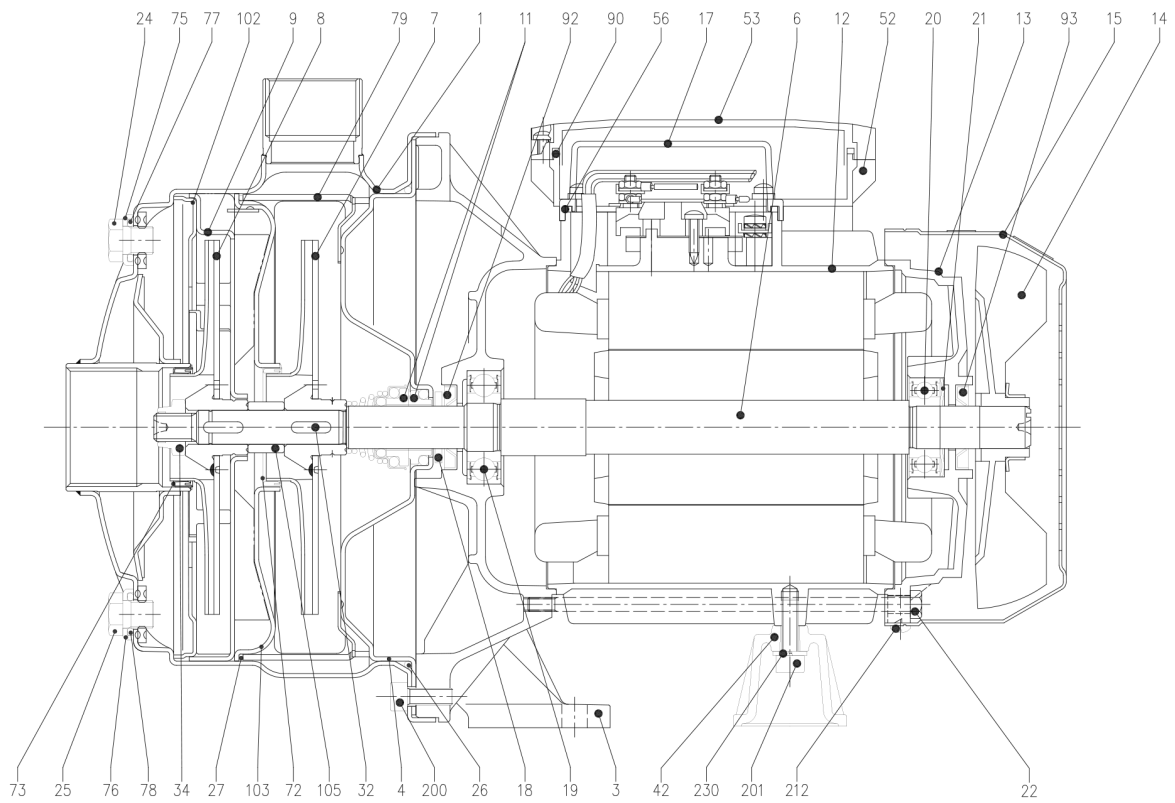


Dimensions in		mm					
1	A	232	N	140			
2	B	458	N1	180			
3	C	223.5 + 234.5	R	143.5			
4	D	12.5	S	9			
5	DNA	G1 1/4	V	M20X1.5			
6	E	10	W	109			
7	F	87	Weight P&M	27.8 kg			
8	H	250					
9	H1	118					
10	H2	132					
11	H3	242					
12	M	65					
13	M1	40					

(1/3) Construction

Pump name 2CDX 120/40

Customer	Date 23-June-2020	Company
Contact	Item no.	Issued by
Phone	Project	Phone
E-mail	Project ID	E-mail



(2/3)

Construction

Pump name 2CDX 120/40

Customer	Date 23-June-2020	Company
Contact	Item no.	Issued by
Phone	Project	Phone
E-mail	Project ID	E-mail

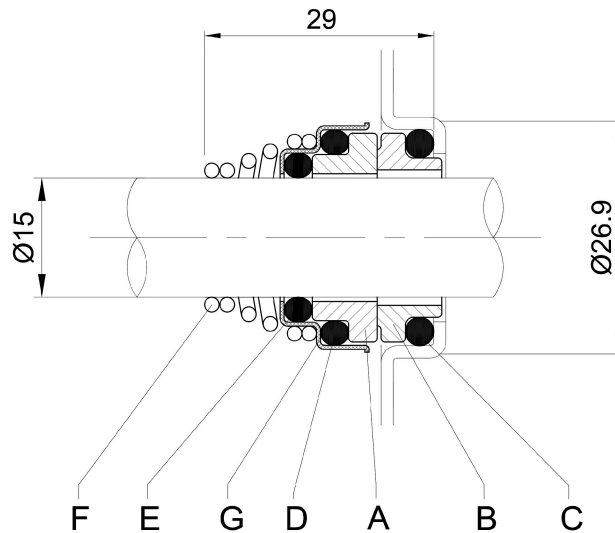
N°	PART NAME	MATERIAL	DIMENSION	STANDARD	Q.TY
1	Casing	AISI 304 / AISI 316L [6]			1
3	Motor bracket	[4]			1
4	Casing cover	AISI 304 / AISI 316L [6]			1
6	Shaft with rotor	AISI 303 / AISI 316L [6] (Wet extension)			1
7	Impeller	AISI 304 / AISI 316L [6]			1
8	Impeller	AISI 304 / AISI 316L [6]			1
9	Diffuser	AISI 304 / AISI 316L [6]			1
11	Mechanical seal [7]	Ceramic/Carbon/NBR			1
12	Motor frame with stator	-			1
13	Motor cover	Aluminium			1
14	Fan	PA			1
15	Fan cover	Fe P04 Galvanized			1
17	Terminal box cover [2]	Aluminium			1
18	Splash ring	NBR			1
19	Pump side ball bearing	-			1
20	Fan side ball bearing	-			1
21	Adjusting ring	Steel C70			1
22	Tie rod	Fe 420 Galvanized			4
24	Priming plug	AISI 304 / AISI 316 [6]			1
25	Drain plug	AISI 304 / AISI 316 [6]			1
26	O-ring [3]	NBR			1
27	O-ring [3]	NBR			1
32	Key	AISI 316			2
34	Impeller nut	Stainless steel A2-70	M10X1,25	UNI 7474	1
42	Motor support	Aluminium			1
52	Capacitor box [1]	ABS class V-0			1
53	Capacitor box cover [1]	ABS class V-0			1
56	Box gasket	NBR			1
72	Casing ring [5]	NBR			1
73	Casing ring [5]	NBR			1
75	Washer	AISI 304			1
76	Washer	AISI 304			1
77	O-ring [3]	NBR			1
78	O-ring [3]	NBR			1
79	Space diffuser	AISI 304 / AISI 316 [6]			1
90	Terminal box cover gasket [1]	NBR			1
92	Lip seal	NBR			1
93	Lip seal	NBR			1
102	Suction cover	AISI 304 / AISI 316 [6]			1
103	Conveyor cover	AISI 304 / AISI 316 [6]			1
105	Sleeve	AISI 304 / AISI 316 [6]			1
200	Screw	70/10, 120/15, 120/20, 200/30	M6X16	UNI 5931	8
		70/12, 70/15, 70/20, 120/30, 120/40, 200/40, 200/50	M8X18		
201	Screw	Zn. Steel cl.8.8		UNI 5931	1
212	Screw	Stainless steel A2	3.5X9.5	UNI 6954	4
230	Washer	Steel C70	6,4	UNI 1751	1

- [1] Only for single phase
- [2] Only for three phase
- [3] FPM for H-HS-HW-HSW
EPDM for E and Special Mechanical Seals
- [4] Material: Aluminium for version up to 1.5 kW included
Cast iron for version 2.2 kW and above
- [5] FPM for H-HS-HW-HSW
- [6] Only for "L" version
- [7] See **CONSTRUCTION 3**

(3/3) Construction

Pump name 2CDX 120/40

Customer	Date 23-June-2020	Company
Contact	Item no.	Issued by
Phone	Project	Phone
E-mail	Project ID	E-mail



REF	PART NAME	MATERIAL Standard and L version
A	Rotary seal ring	Ceramic
B	Stationary seal ring	Carbon graphite
C	O-Ring	NBR
D	O-Ring	NBR
E	O-Ring	NBR
F	Self-driving spring	AISI 316
G	Frame	AISI 304